

UNIVERSAL PTFE FLAT SEALING STRIP PROFILE TF1

03

The Kempchen PTFE flat sealing strip Profile TF1 has proven to be excellent for sealing flanges on machines, tanks, housings, pumps, gearbox covers, water level valves, etc.

Despite its high level of breaking and tensile strength, the gasket remains soft and supple and is perfect for smoothing out uneven areas on the sealing surface.

The strip is stretched using a special technique that allows the material to retain its individual properties.

The glue strips attached to one side serve as aids for easy fitting of the strip during installation.

» **DVGW VP 403**

Suitable for gas supply
pressure up to 16 bar and
temperatures of -10 °C to +50 °C

» **BAM-test report for use with oxygen**

(Manufacturer certificate on the basis of a BAM test report)

» **General purpose**


Temperature range - 200 °C to 150 °C

The use of the PTFE strip as a permanent replacement for flat gaskets, such as those required by DIN 2690, is not recommended.

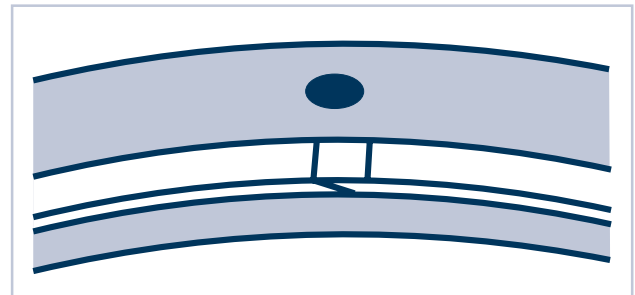
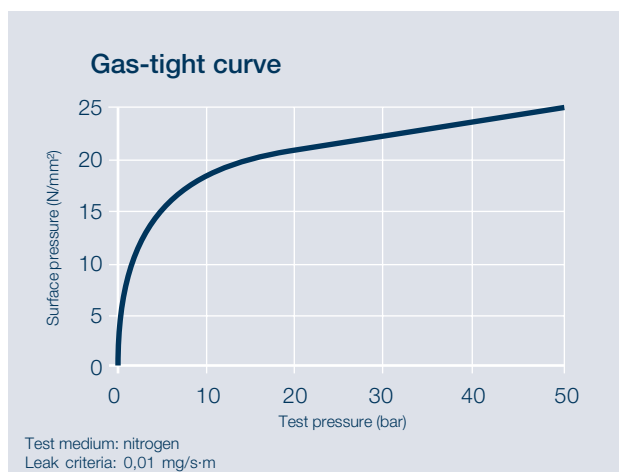
Installation is easy and inexpensive with the secure handling offered by the glue strips.

Installation instructions:

- » Clean the sealing surfaces. The sealing surfaces must be dry and free from grease.
- » Select a flat sealing strip of the appropriate size.
- » Remove the protective strips and stick the flat sealing strip on.
- » Place the PTFE sealing strip inside the pitch circle beginning with a bolt hole. Overlap the ends by about 2 cm and cut off (retrieve any cuttings).



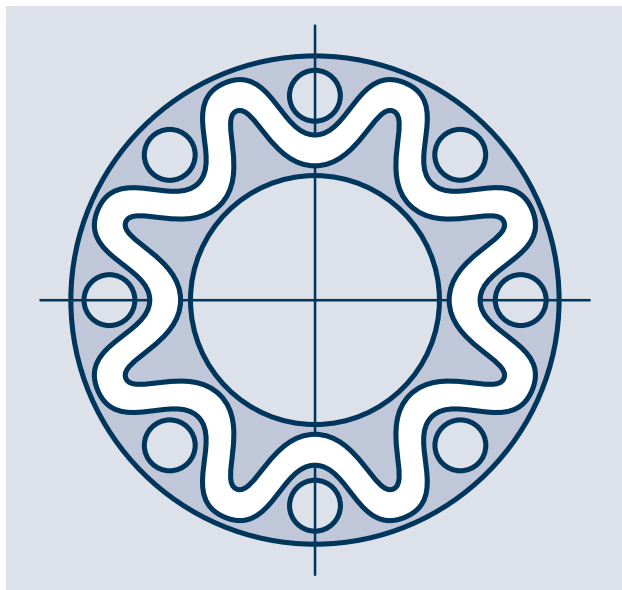
- » The band should be fitted to stress-sensitive components with a bevel cut. To do this, create a scarf joint at each end to a length of approx. 1.5 times the sealing width and fit together. This method of joining can also be used in any place where only a light pressing force can be applied. The joint should be located in the area of a bolt hole.



UNIVERSAL PTFE FLAT SEALING STRIP PROFILE TF1

03

- » In order to avoid bending of the flange, as can sometimes occur with thin flanges, it is recommended to position the sealing strip in a "serpentine line" (see illustration).
- » Bolt the sealing connection over cross.



If there is considerable unevenness or damage to the sealing surface, thicker strips should be used. Due to the greater width that thicker strips have, a corresponding increase in the bolt load is required.

In our terms of delivery we guarantee an expert finish to our products.

All technical information and advice is based on our previous experience and is stated to the best of our knowledge. However, we accept no responsibility as a result of any of the foregoing. Specifications and values must always be checked by the client, as the client will only be in a position to accurately judge the effectiveness of a flat sealing strip by assessing all the data available at its location himself.

Supplied as:

rolls in lengths of 10 and 25 m.

Width mm	1	3	5	7	10	12	14	17	20	22	28	40
Thickness approx. mm	1*	1,5	2,0	2,5	3,0	4,0	5,0	6,0	7,0	5,0	5,0	5,0

* no glue strips